

**BRAKES**



US BRAKE CALIPER



OUTLAW 2800 SERIES



OUTLAW 2000 DL SERIES



WILWOOD FORGED  
S/L CALIPER



OUTLAW 3000 SERIES



US BRAKE DRILLED  
1-1/4" ROTOR



US BRAKE 1-1/4" ROTOR



CURVED VAIN ROTOR  
LEFT  
RIGHT



PERFORMANCE  
FRICTION  
ROTOR



WILWOOD SCALLOPED  
BRAKE ROTOR  
STANDARD OR  
LIGHTWIEGHT



PEDAL ASSEMBLY  
REVERSE MOUNT



CLUTCH PEDAL



BALANCE BAR  
SWING MOUNT



AFCO TUBE STYLE FIRE  
WALL MOUNT GAS PEDAL



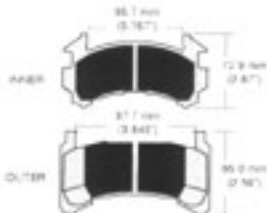
FORGED BILLET  
BRAKE PAD



COLEMAN GAS PEDAL

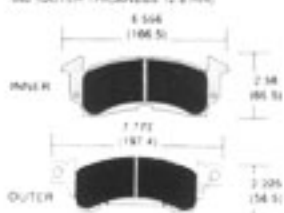
**METRIC GM**

(THICKNESS 12.8 mm)



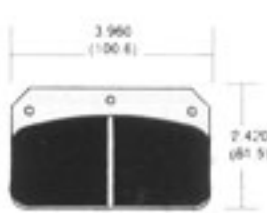
**FULL SIZE GM**

982 (INNER THICKNESS 14.7 mm)  
982 (OUTER THICKNESS 12.8 mm)

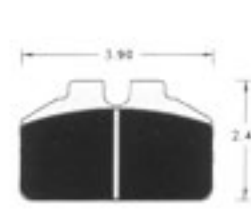


**OUTLAW 2000/  
WILWOOD DL**

752 (THICKNESS 12.8 mm)



**OUTLAW 2800/  
WILWOOD NDL**



**OUTLAW 3000/  
WILWOOD SL**

751 (THICKNESS 20.2 mm)

